



POLE SPECIFICATIONS

MATERIAL:
Round Non-Tapered (RE) &
Fluted Non-Tapered (FE)
Aluminum

Round Tapered (RF) &
Fluted Tapered (FF)
Aluminum

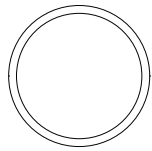
ALLOY:
6061-T6 (RE, FE)
5052-H32 (RF, FF)

POLE HEIGHT:
10' - 18'

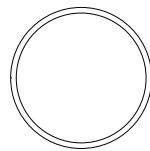
FINISH:
Available in textured or
smooth.

OPTIONS:
GFI - Ground Fault Receptacle
BA - Banner Arms
FPH - Flower Pot Holder
FH - Flag Holder


CROSS SECTION:



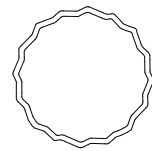
Round Non-Tapered
(RE)



Round Tapered
(RF)

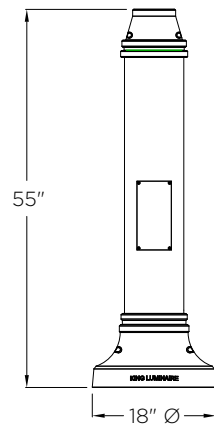


Fluted Non-Tapered
(FE)



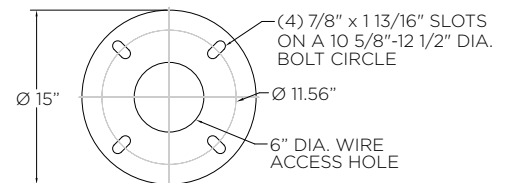
Fluted Tapered
(FF)

DECORATIVE BASE DETAILS

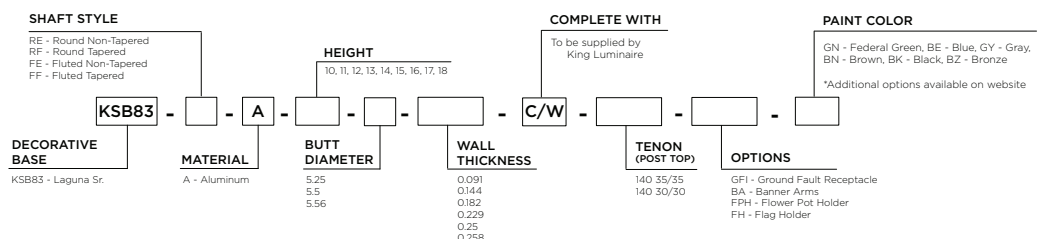


BASEPLATE DETAILS

Baseplate		Bolt Circle		Anchor Bolts	
Circle (in)	Thickness (in)	Dia (in)	+/- (in)	Dia x Length x Hook (in)	Projection (in)
15	0.75	11.56	0.94	0.75 x 27 x 3.75	3.25



HOW TO ORDER



POLE DETAILS

KSB83 THE LAGUNA SR.

RE ALUMINUM // Pole Details

Nominal Mounting Height (ft)	Catalog Code	Alloy	Butt (in)	Tip (in)	Wall Thickness (in)	Handhole	Wt. (lbs) *
10	KSB83-RE-A-10-5.56-0.258	6061-T6	5.56	5.56	0.258	4" x 9" (25 1/4" AG)	108.0
11	KSB83-RE-A-11-5.56-0.258	6061-T6	5.56	5.56	0.258	4" x 9" (25 1/4" AG)	113.0
12	KSB83-RE-A-12-5.56-0.258	6061-T6	5.56	5.56	0.258	4" x 9" (25 1/4" AG)	118.0
13	KSB83-RE-A-13-5.56-0.258	6061-T6	5.56	5.56	0.258	4" x 9" (25 1/4" AG)	123.0
14	KSB83-RE-A-14-5.56-0.258	6061-T6	5.56	5.56	0.258	4" x 9" (25 1/4" AG)	128.0
15	KSB83-RE-A-15-5.56-0.258	6061-T6	5.56	5.56	0.258	4" x 9" (25 1/4" AG)	134.0
16	KSB83-RE-A-16-5.56-0.258	6061-T6	5.56	5.56	0.258	4" x 9" (25 1/4" AG)	139.0
17	KSB83-RE-A-17-5.56-0.258	6061-T6	5.56	5.56	0.258	4" x 9" (25 1/4" AG)	144.0
18	KSB83-RE-A-18-5.56-0.258	6061-T6	5.56	5.56	0.258	4" x 9" (25 1/4" AG)	149.0

RF ALUMINUM // Pole Details

10	KSB83-RF-A-10-5.5-0.091	5052-H32	5.5	4.66	0.091	4" x 9" (25 1/4" AG)	87.0
	KSB83-RF-A-10-5.5-0.144	5052-H32	5.5	4.66	0.144	4" x 9" (25 1/4" AG)	93.0
	KSB83-RF-A-10-5.5-0.182	5052-H32	5.5	4.66	0.182	4" x 9" (25 1/4" AG)	97.0
11	KSB83-RF-A-11-5.5-0.091	5052-H32	5.5	4.52	0.091	4" x 9" (25 1/4" AG)	89.0
	KSB83-RF-A-11-5.5-0.144	5052-H32	5.5	4.52	0.144	4" x 9" (25 1/4" AG)	95.0
	KSB83-RF-A-11-5.5-0.182	5052-H32	5.5	4.52	0.182	4" x 9" (25 1/4" AG)	100.0
12	KSB83-RF-A-12-5.5-0.091	5052-H32	5.5	4.38	0.091	4" x 9" (25 1/4" AG)	90.0
	KSB83-RF-A-12-5.5-0.144	5052-H32	5.5	4.38	0.144	4" x 9" (25 1/4" AG)	98.0
	KSB83-RF-A-12-5.5-0.182	5052-H32	5.5	4.38	0.182	4" x 9" (25 1/4" AG)	103.0
13	KSB83-RF-A-13-5.5-0.091	5052-H32	5.5	4.24	0.091	4" x 9" (25 1/4" AG)	92.0
	KSB83-RF-A-13-5.5-0.144	5052-H32	5.5	4.24	0.144	4" x 9" (25 1/4" AG)	100.0
	KSB83-RF-A-13-5.5-0.182	5052-H32	5.5	4.24	0.182	4" x 9" (25 1/4" AG)	106.0
14	KSB83-RF-A-14-5.5-0.091	5052-H32	5.5	4.10	0.091	4" x 9" (25 1/4" AG)	93.0
	KSB83-RF-A-14-5.5-0.144	5052-H32	5.5	4.10	0.144	4" x 9" (25 1/4" AG)	102.0
	KSB83-RF-A-14-5.5-0.182	5052-H32	5.5	4.10	0.182	4" x 9" (25 1/4" AG)	108.0

FE ALUMINUM // Pole Details

10	KSB83-FE-A-10-5.25-0.25	6061-T6	5.25	5.25	0.25	4" x 9" (25 1/4" AG)	100.0
11	KSB83-FE-A-11-5.25-0.25	6061-T6	5.25	5.25	0.25	4" x 9" (25 1/4" AG)	105.0
12	KSB83-FE-A-12-5.25-0.25	6061-T6	5.25	5.25	0.25	4" x 9" (25 1/4" AG)	110.0
13	KSB83-FE-A-13-5.25-0.25	6061-T6	5.25	5.25	0.25	4" x 9" (25 1/4" AG)	115.0
14	KSB83-FE-A-14-5.25-0.25	6061-T6	5.25	5.25	0.25	4" x 9" (25 1/4" AG)	120.0
15	KSB83-FE-A-15-5.25-0.25	6061-T6	5.25	5.25	0.25	4" x 9" (25 1/4" AG)	125.0
16	KSB83-FE-A-16-5.25-0.25	6061-T6	5.25	5.25	0.25	4" x 9" (25 1/4" AG)	130.0
17	KSB83-FE-A-17-5.25-0.25	6061-T6	5.25	5.25	0.25	4" x 9" (25 1/4" AG)	135.0
18	KSB83-FE-A-18-5.25-0.25	6061-T6	5.25	5.25	0.25	4" x 9" (25 1/4" AG)	140.0

* Weight includes the pole shaft, baseplate, and decorative cover.

FF ALUMINUM // Pole Details

Nominal Mounting Height (ft)	Catalog Code	Alloy	Butt (in)	Tip (in)	Wall Thickness (in)	Handhole	Wt. (lbs) *
10	KSB83-FF-A-10-5.5-0.091	5052-H32	5.5	4.66	0.091	4" x 9" (25 1/4" AG)	86.0
	KSB83-FF-A-10-5.5-0.144	5052-H32	5.5	4.66	0.144	4" x 9" (25 1/4" AG)	92.0
	KSB83-FF-A-10-5.5-0.182	5052-H32	5.5	4.66	0.182	4" x 9" (25 1/4" AG)	96.0
	KSB83-FF-A-10-5.5-0.229	5052-H32	5.5	4.66	0.229	4" x 9" (25 1/4" AG)	100.0
11	KSB83-FF-A-11-5.5-0.091	5052-H32	5.5	4.52	0.091	4" x 9" (25 1/4" AG)	88.0
	KSB83-FF-A-11-5.5-0.144	5052-H32	5.5	4.52	0.144	4" x 9" (25 1/4" AG)	94.0
	KSB83-FF-A-11-5.5-0.182	5052-H32	5.5	4.52	0.182	4" x 9" (25 1/4" AG)	99.0
	KSB83-FF-A-11-5.5-0.229	5052-H32	5.5	4.52	0.229	4" x 9" (25 1/4" AG)	104.0
12	KSB83-FF-A-12-5.5-0.091	5052-H32	5.5	4.38	0.091	4" x 9" (25 1/4" AG)	89.0
	KSB83-FF-A-12-5.5-0.144	5052-H32	5.5	4.38	0.144	4" x 9" (25 1/4" AG)	96.0
	KSB83-FF-A-12-5.5-0.182	5052-H32	5.5	4.38	0.182	4" x 9" (25 1/4" AG)	101.0
	KSB83-FF-A-12-5.5-0.229	5052-H32	5.5	4.38	0.229	4" x 9" (25 1/4" AG)	107.0
13	KSB83-FF-A-13-5.5-0.091	5052-H32	5.5	4.24	0.091	4" x 9" (25 1/4" AG)	91.0
	KSB83-FF-A-13-5.5-0.144	5052-H32	5.5	4.24	0.144	4" x 9" (25 1/4" AG)	99.0
	KSB83-FF-A-13-5.5-0.182	5052-H32	5.5	4.24	0.182	4" x 9" (25 1/4" AG)	104.0
	KSB83-FF-A-13-5.5-0.229	5052-H32	5.5	4.24	0.229	4" x 9" (25 1/4" AG)	111.0
14	KSB83-FF-A-14-5.5-0.091	5052-H32	5.5	4.10	0.091	4" x 9" (25 1/4" AG)	92.0
	KSB83-FF-A-14-5.5-0.144	5052-H32	5.5	4.10	0.144	4" x 9" (25 1/4" AG)	101.0
	KSB83-FF-A-14-5.5-0.182	5052-H32	5.5	4.10	0.182	4" x 9" (25 1/4" AG)	107.0
	KSB83-FF-A-14-5.5-0.229	5052-H32	5.5	4.10	0.229	4" x 9" (25 1/4" AG)	114.0

* Weight includes the pole shaft, baseplate, and decorative cover.

SHAFT LOADING

RE ALUMINUM // Loading

Nominal Mounting Height (ft)	Catalog Code	Design Information // AASHTO LTS-6, Latest Revision **									
		90 MPH		100 MPH		110 MPH		120 MPH		150 MPH	
		Max EPA (sq ft)	Max Load (lbs)	Max EPA (sq ft)	Max Load (lbs)	Max EPA (sq ft)	Max Load (lbs)	Max EPA (sq ft)	Max Load (lbs)	Max EPA (sq ft)	Max Load (lbs)
10	KSB83-RE-A-10-5.56-0.258	22.2	400	17.9	300	14.7	300	12.3	300	7.8	200
11	KSB83-RE-A-11-5.56-0.258	18.5	300	15.0	300	12.3	300	10.2	300	6.4	200
12	KSB83-RE-A-12-5.56-0.258	15.8	300	12.7	300	10.4	300	8.7	200	5.4	200
13	KSB83-RE-A-13-5.56-0.258	13.6	300	10.8	300	8.9	200	7.4	200	4.6	200
14	KSB83-RE-A-14-5.56-0.258	11.8	300	9.4	200	7.6	200	6.3	200	3.9	200
15	KSB83-RE-A-15-5.56-0.258	10.2	300	8.1	200	6.6	200	5.4	200	3.3	200
16	KSB83-RE-A-16-5.56-0.258	8.9	200	7.1	200	5.7	200	4.7	200	2.8	200
17	KSB83-RE-A-17-5.56-0.258	7.7	200	6.0	200	4.8	200	3.9	200	2.3	200
18	KSB83-RE-A-18-5.56-0.258	6.6	200	5.1	200	4.1	200	3.3	200	1.8	200

** EPA represents the Effective Projected Area of the attachments on the pole. Designs are limited to post top luminaires or attachments located at or below the mounting height. Consult factory for poles supporting attachments located above the mounting height.

	Nominal Mounting Height (ft)	Catalog Code	Design Information // AASHTO LTS-6, Latest Revision **									
			90 MPH		100 MPH		110 MPH		120 MPH		150 MPH	
			Max EPA (sq ft)	Max Load (lbs)	Max EPA (sq ft)	Max Load (lbs)	Max EPA (sq ft)	Max Load (lbs)	Max EPA (sq ft)	Max Load (lbs)	Max EPA (sq ft)	Max Load (lbs)
RF ALUMINUM // Loading	10	KSB83-RF-A-10-5.5-0.091	10.5	300	8.5	200	6.9	200	5.7	200	3.5	200
		KSB83-RF-A-10-5.5-0.144	17.2	300	13.8	300	11.3	300	9.5	200	6.0	200
		KSB83-RF-A-10-5.5-0.182	21.7	400	17.4	300	14.3	300	12.0	300	7.5	200
		KSB83-RF-A-11-5.5-0.091	8.8	200	6.9	200	5.6	200	4.6	200	2.8	200
		KSB83-RF-A-11-5.5-0.144	14.4	300	11.4	300	9.4	200	7.8	200	4.9	200
		KSB83-RF-A-11-5.5-0.182	18.1	300	14.5	300	11.9	300	9.9	200	6.2	200
		KSB83-RF-A-12-5.5-0.091	7.3	200	5.6	200	4.5	200	3.7	200	2.2	200
		KSB83-RF-A-12-5.5-0.144	12.1	300	9.7	200	7.9	200	6.5	200	4.0	200
		KSB83-RF-A-12-5.5-0.182	15.4	300	12.3	300	10.0	300	8.4	200	5.2	200
		KSB83-RF-A-13-5.5-0.091	6.1	200	4.6	200	3.6	200	3.0	200	1.7	200
		KSB83-RF-A-13-5.5-0.144	10.4	300	8.2	200	6.6	200	5.5	200	3.3	200
		KSB83-RF-A-13-5.5-0.182	13.4	300	10.5	300	8.5	200	7.1	200	4.4	200
	KSB83-RF-A-14-5.5-0.091	5.1	200	3.8	200	2.9	200	2.3	200	1.3	200	
	KSB83-RF-A-14-5.5-0.144	9.0	200	7.0	200	5.6	200	4.6	200	2.7	200	
	KSB83-RF-A-14-5.5-0.182	11.6	300	9.1	200	7.3	200	6.0	200	3.7	200	
FE ALUMINUM // Loading	10	KSB83-FE-A-10-5.25-0.25	19.5	300	15.5	300	12.5	300	10.2	300	6.0	200
	11	KSB83-FE-A-11-5.25-0.25	16.2	300	12.8	300	10.2	300	8.3	200	4.6	200
	12	KSB83-FE-A-12-5.25-0.25	13.6	300	10.6	300	8.4	200	6.7	200	3.5	200
	13	KSB83-FE-A-13-5.25-0.25	11.6	300	9.0	200	7.0	200	5.5	200	2.7	200
	14	KSB83-FE-A-14-5.25-0.25	9.9	200	7.6	200	5.8	200	4.4	200	1.9	200
	15	KSB83-FE-A-15-5.25-0.25	8.5	200	6.4	200	4.7	200	3.5	200	1.2	200
	16	KSB83-FE-A-16-5.25-0.25	7.3	200	5.3	200	3.8	200	2.7	200	0.6	200
	17	KSB83-FE-A-17-5.25-0.25	6.2	200	4.3	200	3.0	200	2.0	200	-	-
	18	KSB83-FE-A-18-5.25-0.25	5.1	200	3.5	200	2.2	200	1.3	200	-	-
FF ALUMINUM // Loading	10	KSB83-FF-A-10-5.5-0.091	9.3	200	7.3	200	6.0	200	4.9	200	3.0	200
		KSB83-FF-A-10-5.5-0.144	15.0	300	12.0	300	9.9	200	8.3	200	5.2	200
		KSB83-FF-A-10-5.5-0.182	19.0	300	15.3	300	12.5	300	10.5	300	6.6	200
		KSB83-FF-A-10-5.5-0.229	21.7	400	17.4	300	14.3	300	12.0	300	7.5	200
	11	KSB83-FF-A-11-5.5-0.091	7.6	200	5.9	200	4.8	200	3.9	200	2.4	200
		KSB83-FF-A-11-5.5-0.144	12.5	300	9.9	200	8.2	200	6.8	200	4.2	200
		KSB83-FF-A-11-5.5-0.182	16.0	300	12.7	300	10.4	300	8.7	200	5.4	200
		KSB83-FF-A-11-5.5-0.229	18.1	300	14.5	300	11.9	300	9.9	200	6.2	200
	12	KSB83-FF-A-12-5.5-0.091	6.2	200	4.8	200	3.8	200	3.1	200	1.8	200
		KSB83-FF-A-12-5.5-0.144	10.5	300	8.4	200	6.8	200	5.6	200	3.4	200
		KSB83-FF-A-12-5.5-0.182	13.6	300	10.7	300	8.8	200	7.3	200	4.5	200
		KSB83-FF-A-12-5.5-0.229	15.5	300	12.3	300	10.0	300	8.4	200	5.2	200
	13	KSB83-FF-A-13-5.5-0.091	5.2	200	3.9	200	3.0	200	2.4	200	1.4	200
		KSB83-FF-A-13-5.5-0.144	9.1	200	7.1	200	5.7	200	4.7	200	2.8	200
		KSB83-FF-A-13-5.5-0.182	11.6	300	9.2	200	7.5	200	6.2	200	3.8	200
		KSB83-FF-A-13-5.5-0.229	13.4	300	10.5	300	8.6	200	7.1	200	4.4	200
14	KSB83-FF-A-14-5.5-0.091	4.3	200	3.1	200	2.3	200	1.8	200	1.0	200	
	KSB83-FF-A-14-5.5-0.144	7.8	200	6.0	200	4.7	200	3.8	200	2.3	200	
	KSB83-FF-A-14-5.5-0.182	10.1	300	7.9	200	6.3	200	5.2	200	3.1	200	
	KSB83-FF-A-14-5.5-0.229	11.6	300	9.1	200	7.3	200	6.0	200	3.7	200	

** EPA represents the Effective Projected Area of the attachments on the pole. Designs are limited to post top luminaires or attachments located at or below the mounting height. Consult factory for poles supporting attachments located above the mounting height.