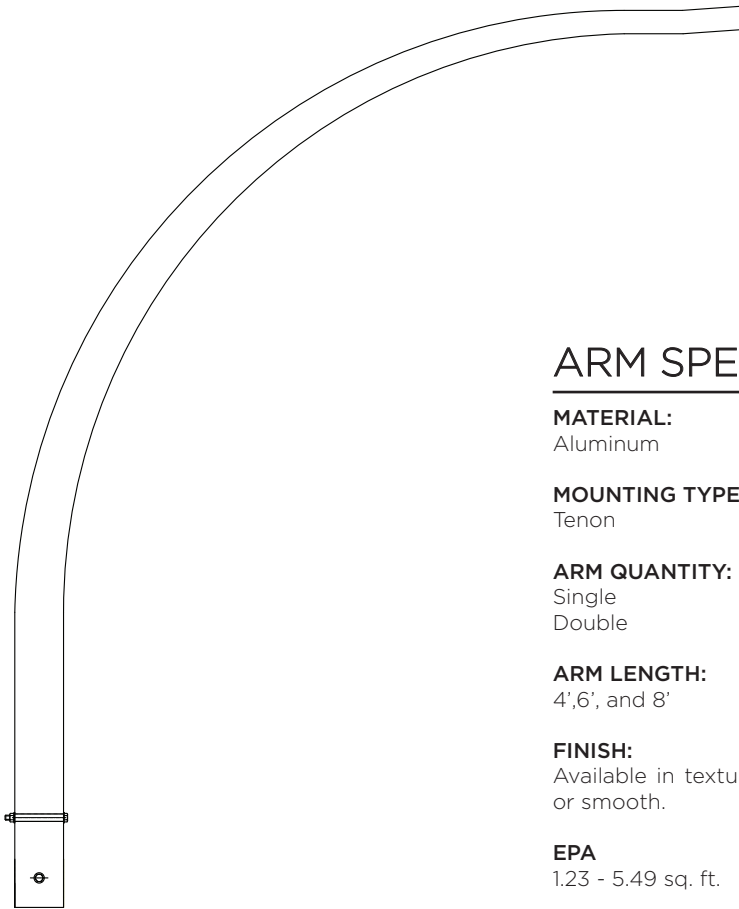


KA110 // THE LOW RISE TAPERED (ROUND)

STREET LIGHT ARM



The King Luminaire KA110 Arm is designed for simplistic functionality. This aluminum arm is available in a single and double arm configurations. The KA110 provides a simplistic solution for any project.



ARM SPECIFICATIONS

MATERIAL:
Aluminum

MOUNTING TYPE:
Tenon

ARM QUANTITY:
Single
Double

ARM LENGTH:
4', 6', and 8'

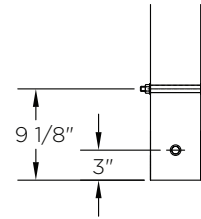
FINISH:
Available in textured or smooth.

EPA
1.23 - 5.49 sq. ft.

WEIGHT
Up to 55 lbs.

* See Factory for Weight

MOUNTING TYPES:



Tenon Mount Details
To Accept A 4 1/2" O.D.
Tenon x 12" Long

LEVELING DEVICES:



KPL20



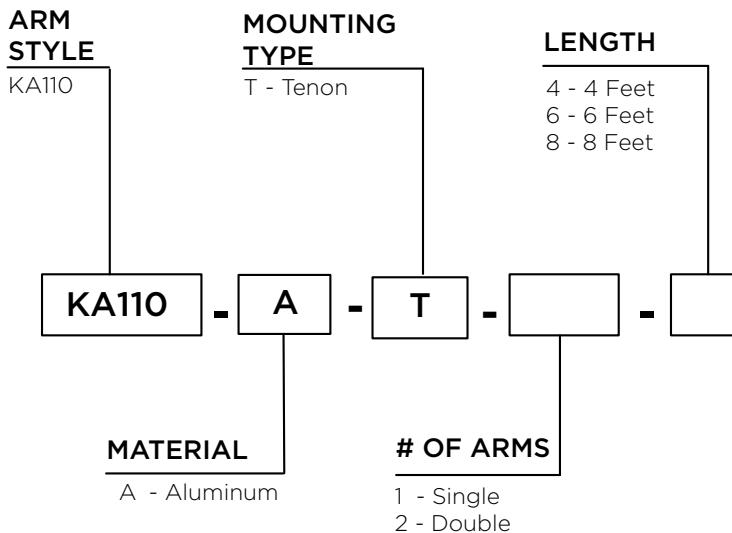
KPL30

*See leveling device spec sheet for more options

ARM DIMENSIONS:

Run	Rise
4'	90"
6'	90"
8'	90"

HOW TO ORDER

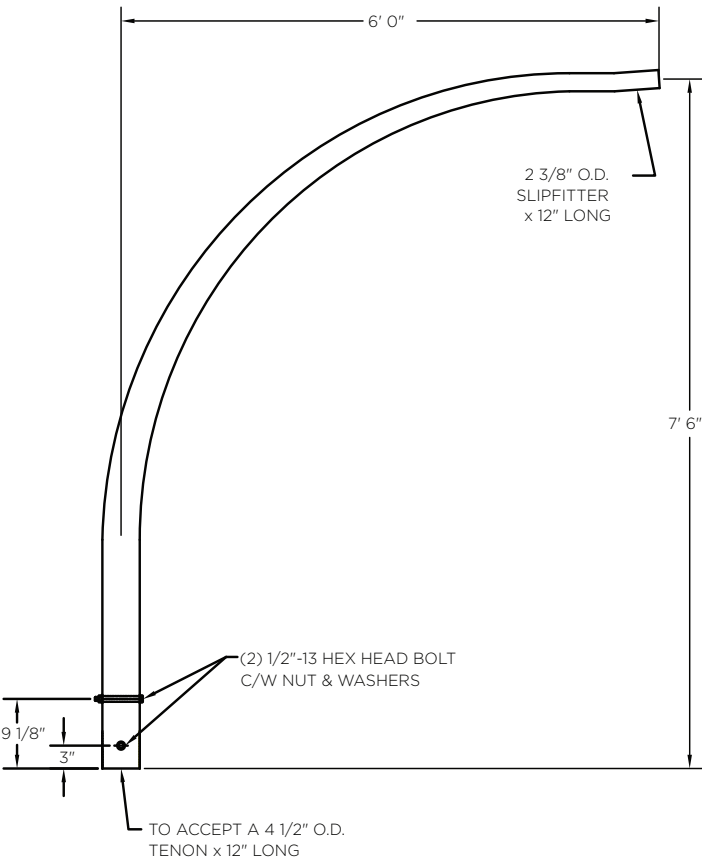


EPA & WEIGHT

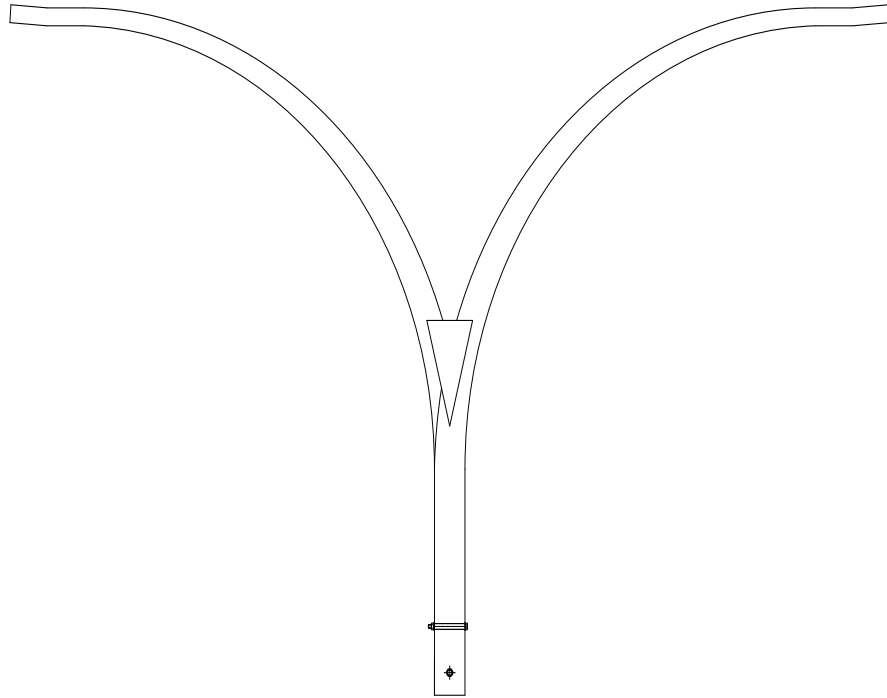
Catalog Number	Mount Type	# of Arms	L. (ft)	EPA (sq ft)	Wt. (lbs)
KA110-A-T-1-4	Tenon	1	4	4.03	-
KA110-A-T-1-6	Tenon	1	6	4.03	-
KA110-A-T-1-8	Tenon	1	8	4.56	26
KA110-A-T-2-4	Tenon	2	4	5.46	-
KA110-A-T-2-6	Tenon	2	6	6.58	-
KA110-A-T-2-8	Tenon	2	8	7.90	55

CONFIGURATION OPTIONS

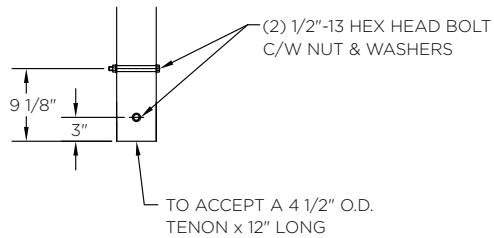
KA110 THE LOW RISE TAPERED (ROUND)



Tenon Mounted Single Arm



Tenon Mounted Double Arm



Tenon Mount Details