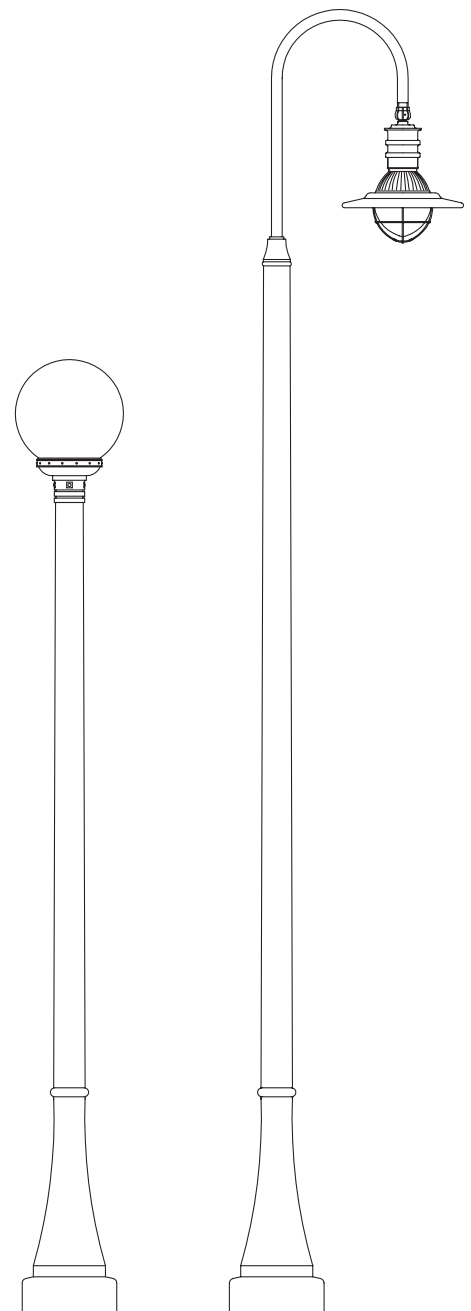


THE KENSINGTON

Offering a timeless blend of symmetry and simplicity, the Kensington will bring style and distinction to any project. Although a recent design, this gracefully proportioned pole bears all of the earmarks of a classic. It is available in heights from 5' to 33' 9".



Specification Details

Description	Catalog Number	"A" Pole Height Above Grade	"D" Tip Dimension	"B" Direct Burial Length & "F" Dia.	Pole Weight Direct Burial	Pole Weight Base Plate
Kensington 15'	KK15	15' 0"	6 1/4"	5' 0" x 10"	1515 lbs	1360 lbs
Kensington 18'	KK18	18' 0"	6"	5' 0" x 10"	1600 lbs	1445 lbs
Kensington 20'	KK20	20' 0"	5 7/8"	5' 0" x 10"	1655 lbs	1500 lbs
Kensington 25'	KK25	25' 0"	5 1/2"	5' 0" x 10"	1780 lbs	1625 lbs
Kensington 30'	KK30	30' 0"	5"	5' 7" x 10"	1920 lbs	1735 lbs
Kensington 34'	KK339	33' 9"	4 3/4"	5' 7" x 10"	2000 lbs	1815 lbs

How to Catalog for Kensington Concrete Pole

Pole Style	Finish	Footing Details	Coating
KK	E - Etched Finish	DB - Direct Buried FBP - Flush Baseplate SBP - Stub Baseplate	NA - Non Acrylic A - Acrylic AG - Anti Graffiti Coating***
KK 30'	E 40	DB 140 30/30	GFI NA
Height 5' - 33'9"	Color** 10 - Midnight Lace 11 - Eclipse Black 30 - Salt & Pepper 40 - Pearl Gray 90 - Saluki bronze	Tenon (Post Top Mount) Specify Tenon Size For example 140 30/30 = 2 7/8" OD & 3" long	Options* DR - Duplex Receptacle GFI - Ground Fault Duplex Receptacle SR - 1 Outlet LRN - Ladder Rest BPC - Base Plate Cover AB - Anchor Bolts BA - Banner Arms FH - Flag Holders

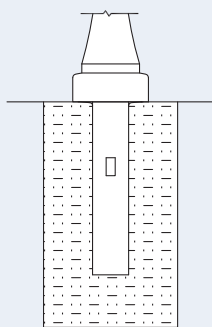
* Consult website for full listings. ** See decor colors on page 2 for full selection of colors.
***Anti Graffiti Coating is extra, consult factory for more details.

Footing Details

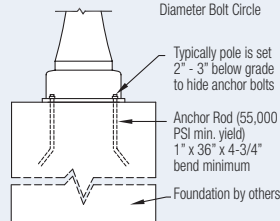
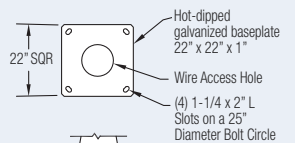
Direct Buried

(Simple and Cost Effective)

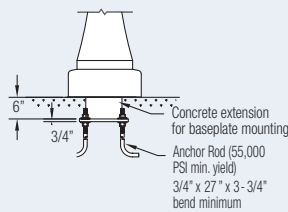
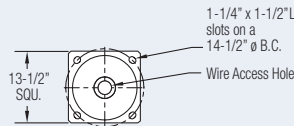
1. Auger the setting hole.
2. Set pole in hole and plumb straight.
3. Backfill* with required backfill tamping every 4" to 6".



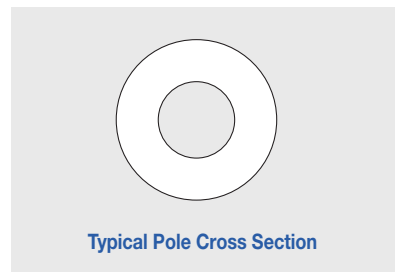
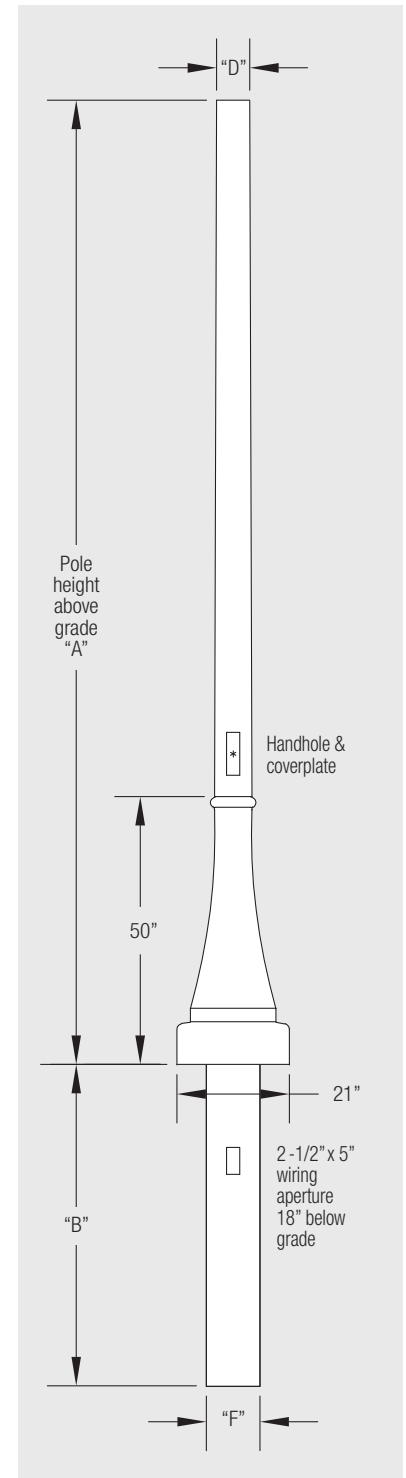
Baseplate Option 1: FBP



Baseplate Option 2: SBP



*Generally the excavated material can be used for backfill, in some situations better backfill may be required.



Typical Pole Cross Section