



K139 WELLINGTON - LED

The K139 Wellington offers a simple yet elegant design. Without the decorative struts of many other acorns, its sleek style adds a crowning touch to any project. Available with many high performance LED engines as a perfect solution for city streets, parks, schools and commercial areas.



King Luminaire

PRODUCT SPECIFICATIONS

R1/B3/B2 LED ENGINE

Light engine shall be an array of 36, 42, 54 or 63 solid state Cree X-Series high power LEDs (light emitting diodes) mounted to a multi-sided, vertical heat sink of highly conductive aluminum. The LED emitters are mounted to removable circuit boards such that they are in full thermal contact with the vertical heat sink. The vertical heat sink is open at the bottom and vented at the top to provide appropriate dynamic airflow cooling for the LED array. The emitters are arranged in various patterns on each face of the vertical heat sink to provide the required light distribution.

The LED arrays include optical baffles constructed of optical grade ABS plastic with a vacuum metallized reflective surface or clear acrylic precision refractors over each diode. Optical options are designed to efficiently control light distribution in Type IV & V for the B3/B2 and Type III & V for the R1.

P4 LED ENGINE

Light engine shall include an array of Cree X-Series high power LEDs (light emitting diodes). The emitters shall be mounted to a metal core circuit board using SMT technology. The LEDs and circuit boards shall then be mounted to a high performance heat sink.

External light control shall consist of high precision refractive lenses mounted above the LED emitter arrays in such a way to achieve optimum uplight control. The lenses shall also control horizontal light distribution so that Type II, III, IV or V IESNA distribution patterns are achieved.

LUMINAIRE CONSTRUCTION

All K139 Wellington cast components shall consist of a heavy cast aluminum. The main body, or capital, acts as an enclosure for the driver assembly and is of adequate thickness to give sufficient structural rigidity. The capital shall have an opening at the base tenon body to allow the luminaire to be mounted to a tenon of 3-1/2" maximum diameter. The luminaire shall be locked in place

by means of heavy duty, stainless steel set-screws.

GLOBE ASSEMBLY

The protective globe shall be molded of either; rippled polycarbonate Miles Makrolon GP/OP Thermoplastic Polymer, or equivalent, or rippled acrylic Acrylite Plus Acrylic Polymer, or equivalent, having a minimum thickness of 0.125".

The globe assembly is a self-contained unit consisting of the globe, rugged cast locking ring, and the LED light engine and optical control. The LED light engine is of a modular design, and is able to be quickly removed from the globe assembly. The globe assembly is secured to the main housing by means of a spring-tensioned, twist-locking Rotolock™ unit to allow tool-less removal of the globe, while maintaining a secure seal between the globe assembly and the main body of the luminaire, making the K139 Wellington suitable for an outdoor environment.

DRIVER

The LED universal dimmable driver will be class 2 and capable of 120 - 277V or 347 - 480V input voltage, greater than 0.9 power factor, less than 20% total harmonic distortion. The case temperature of the driver can range from -40°C up to 70°C. Each LED system comes with a standard surge protection designed to withstand up to 20kV/10kA of transient line surge as per IEEE C62.41.2 C High. An in-line ferrite choke is utilized to provide protection against EFT's. The driver assembly will be mounted on a heavy duty fabricated galvanized steel mounting bracket to allow complete tool-less maintenance. Dimming capable using 1-10Vdc (10% to 100%), 10v PWM, or resistance.

PHOTOMETRICS

Fixtures are tested to IESNA LM79 specifications. These reports are available upon request.

CHROMATICITY

High output LEDs come standard at 3000K & 4000K (+/- 300K)

with a minimum nominal 70 CRI. Additional CCT emitters are available upon request.

LUMEN MAINTENANCE

Reported (TM21) and Calculated (L70) reports are available upon request with a minimum calculated value of 100,000 hrs.

WIRING

All internal wiring and connections shall be completed so that it will be necessary only to attach the incoming supply connectors to Mate-N-Lok connectors or to a terminal block. Mate-N-Lok shall be certified for 600V operation. Internal wire connectors shall be crimp connector only and rated at 1000V and 150°C. All wiring to be CSA certified and/or UL listed, type SFF-2, SEWF-2, or SEW-2 No. 14 gauge, 150°C, 600V, and color coded for the required voltage.

THERMALS

Fixtures tested by a DOE sanctioned test facility to determine the maximum in-situ solder-point or junction-point temperatures of the LED emitters. This report is available upon request.

FINISH

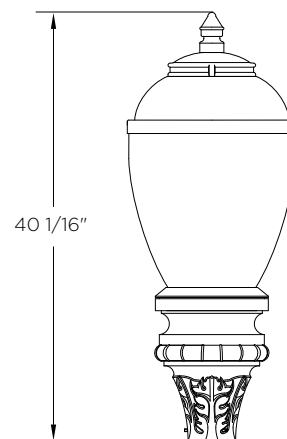
Housing is finished with a 13 step KingCoat™ SuperDurable polyester TGIC powder coat. Standard colors include strobe white, brown metal, marina blue, gate gray, Chicago bronze, standard gold, standard black, federal green and rain forest. Please see our website for a complete list of colors. RAL and custom color matches are available.

MISCELLANEOUS

All exterior hardware and fasteners, wholly or partly exposed, shall be stainless steel alloy. All internal fasteners are stainless steel or zinc coated steel. All remaining internal hardware is stainless steel, aluminum alloy, or zinc coated steel.

WARRANTY

The K139 Wellington LED luminaire comes with a 7 year limited warranty.



CERTIFICATION:

CSA US Listed
Suitable for wet locations
ISO 9001
IP66
ARRA Compliant
LM79 / LM80 Compliant

DRIVER INFO:

>0.9 Power Factor
<20% Total Harmonic Distortion
120 - 277V & 347 - 480V
-40°C Min. Case Temperature
70°C Max. Case Temperature
Surge Protection: ANSI C136.2
extreme level 20kV/10kA
Dimming Capable: 1-10Vdc

EPA:

1.55 sq. ft.

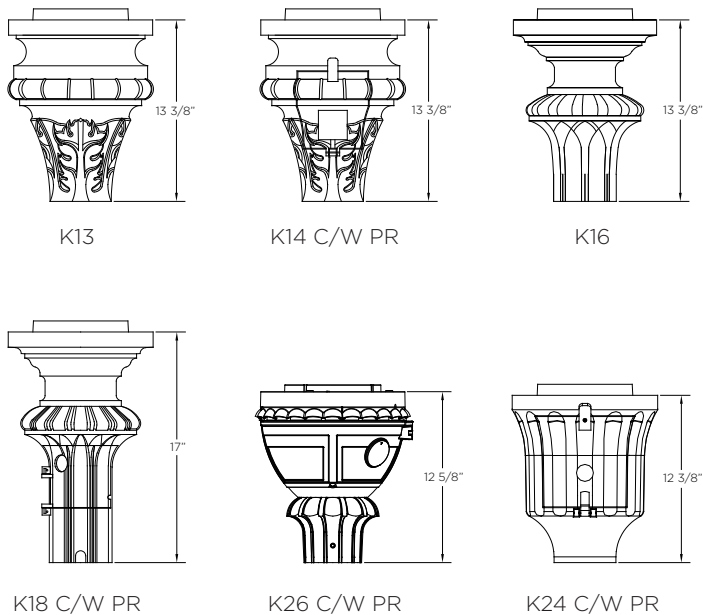
FIXTURE WEIGHT:

40 lbs

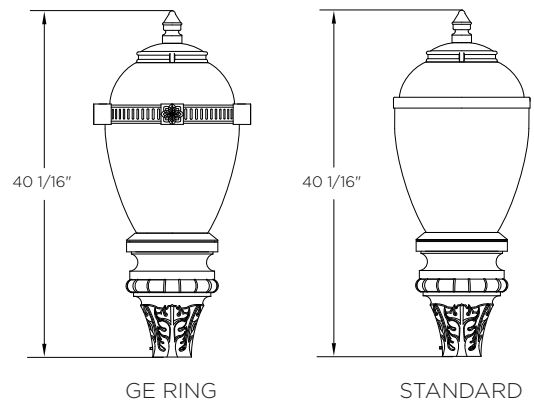


Contact King Luminaire for product specifications that are exempt from CSA Certification 08-10-2021

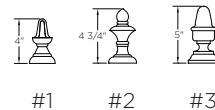
Capital Options



Decorative Options



Finial Options



HOW TO ORDER

