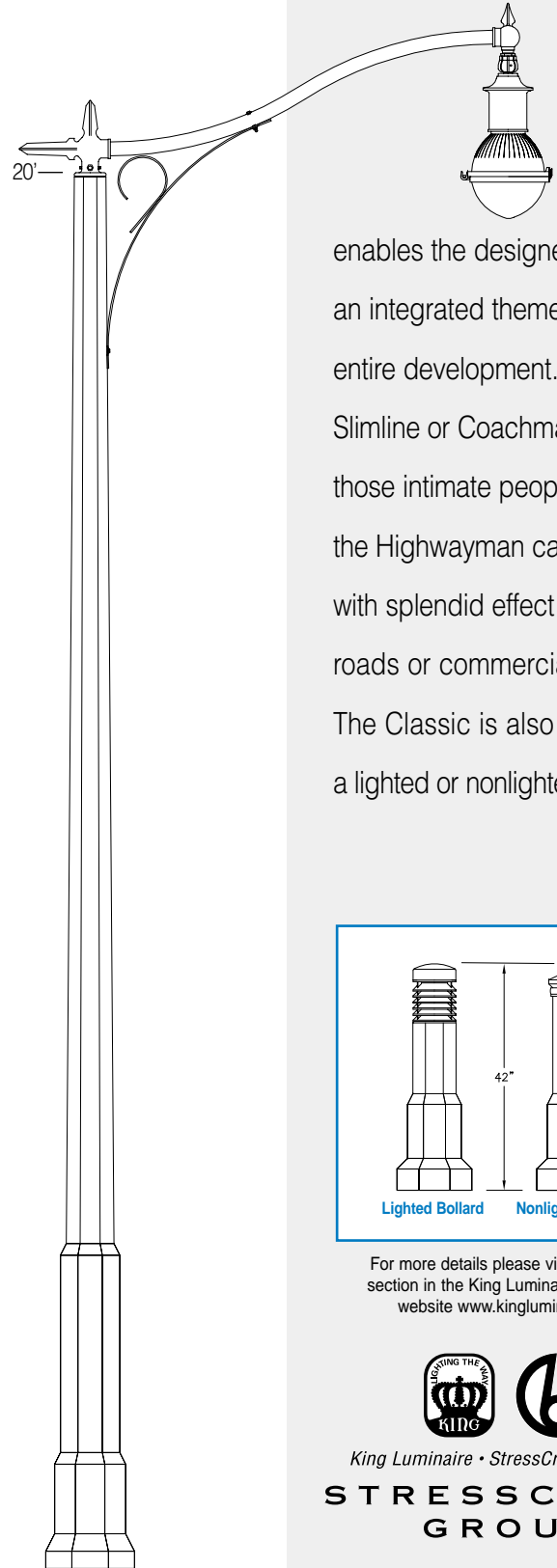
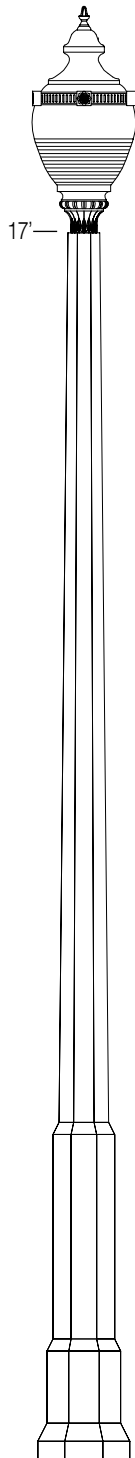
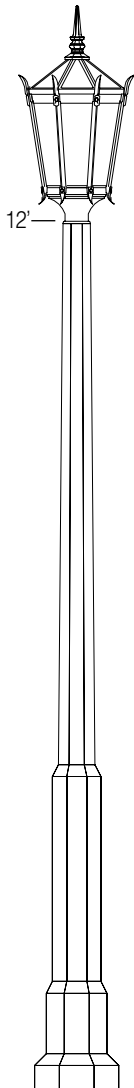
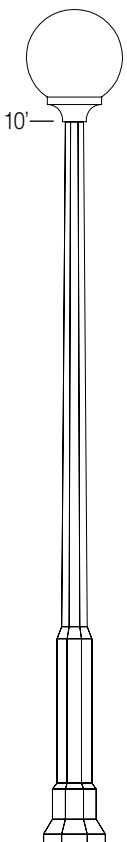


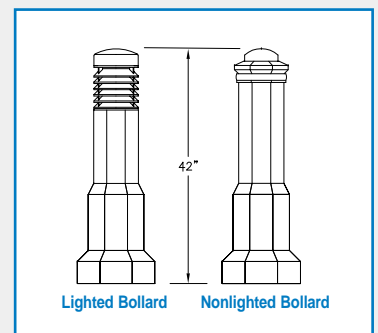
THE CLASSIC

Family of Poles

The essence of yesteryear is captured in the Classic – the modern pole with a touch of nostalgia. The availability of height above grade from 7'-27.5'



enables the designer to adopt an integrated theme through an entire development. While the Slimline or Coachman light those intimate people places, the Highwayman can be used with splendid effect on arterial roads or commercial areas. The Classic is also available as a lighted or nonlighted bollard.



For more details please visit the bollard section in the King Luminaire Catalog or website www.kingluminaire.com



King Luminaire • StressCrete • Est. 1953

**STRESSCRETE
GROUP**

How to Catalog*

Description	Catalog Number	"A" Pole Height Above Grade	"D" Tip Dimension	"C" Stepped Section Height	"E" Flare	"B" Direct Burial Length & "F" Dia.	Pole Weight Direct Burial	Pole Weight Base Plate	
Slimline	7'	KCS7	7' 0"	3 3/4"	35 1/2"	10 3/4"	4' 7" x 6"	450 lbs	360 lbs
	10'	KCS10	10' 0"	3 1/8"	35 1/2"	10 3/4"	4' 7" x 6"	500 lbs	410 lbs
Coachman	12'	KCC12	12' 0"	4 1/2"	4' 6"	14"	4' 7" x 8 1/4"	975 lbs	800 lbs
	15'	KCC15	15' 0"	4"	4' 6"	14"	4' 7" x 8 1/4"	1050 lbs	865 lbs
Highwayman	18'	KCH18	18' 0"	5 1/8"	4' 7"	15 5/16"	5' 0" x 9 1/4"	1100 lbs	920 lbs
	20'	KCH20	20' 0"	4 3/4"	4' 7"	15 5/16"	5' 0" x 9 1/4"	1200 lbs	1020 lbs
	22'	KCH22	22' 0"	5 3/8"	4' 7"	16"	5' 0" x 10"	1425 lbs	1025 lbs
	25'	KCH25	25' 0"	4 3/4"	4' 7"	16"	5' 0" x 10"	1600 lbs	1400 lbs
	27'	KCH27.5	27' 6"	4 1/2"	4' 7"	16"	5' 0" x 10"	1700 lbs	1500 lbs

* For bollard catalog information please see the bollard section in the King Luminaire catalog or visit our website at www.kingluminaire.com

Options

- Color Selection:** Listed below are a few suggested color options. Other standard or custom colors are available in either etched (sand blasted) or polished finishes.

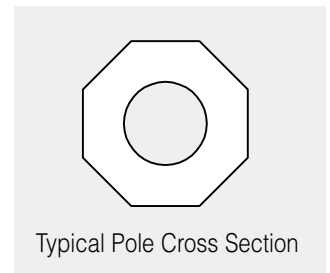
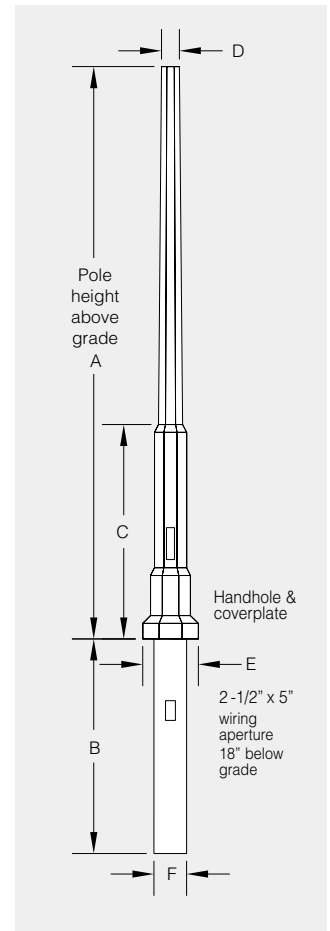
Finish Description	Color Catalog Number Etched	Color Catalog Number Polished	Color of Pole Matrix
Pearl Gray	E40	S40	Gray
Eclipse	E11	S11	Black
Aztec Jade	E51	S51	Green
Vintage Brown	E80	S80	Brown

- Base Plate Mounting:** Three options available (see details below). Specify "FBP" for Option 1 or "SBP" for Option 2 or "RBP" for Option 3 (e.g. KCC15-FBP). Unless otherwise specified, pole will be supplied as direct buried. Anchor bolts are optional. Please specify "AB" if required.
- Electrical Receptacle:** Specify "DR" for 2 outlet, "GFI" for Ground Fault 2 outlet or "SR" for 1 outlet.
- Ladder Rest:** Specify "LRN"
- For Mounting Accessories see Arms & Capitals in King catalog or at www.kingluminaire.com.
- For Standard Arms and Post Top Mounting, see Pole Accessories in StressCrete catalog or at www.stresscrete.com.

Example of Typical Pole Specification

KCC15	S11	LRN	SBP	140 30/30
Classic Coachman 15"	Polished Eclipse Finish	Ladder Rest (Allow 2" extra tenon length to accommodate LRN)	Baseplate Option 2	2 7/8" O.D. x 3" long Tenon Mount

Note: as SBP is indicated, pole will come with base plate. Anchor Bolts are optional. Please specify "AB" if required.

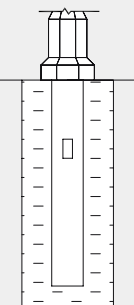


Footing Details

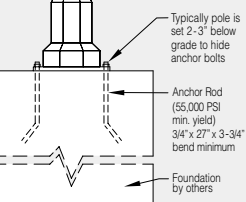
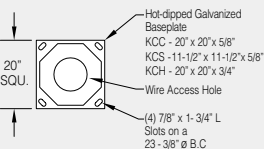
Direct Embedment

(Simple and Cost Effective)

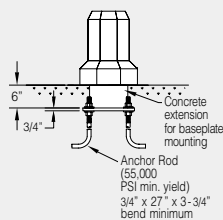
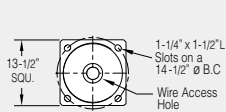
- Auger the setting hole.
- Set pole in hole and plumb straight.
- Backfill* with required backfill tamping every 4" to 6".



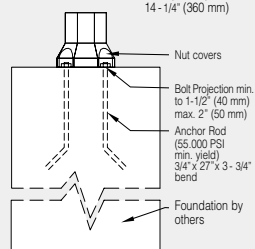
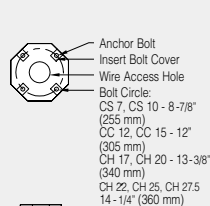
Baseplate Option 1: FBP



Baseplate Option 2: SBP



Baseplate Option 3: RBP



*Generally the excavated material can be used for backfill, in some situations better backfill may be required.



King Luminaire • StressCrete • Est. 1953

STRESSCRETE GROUP

9200 Energy Lane
Northport, Alabama 35476-3442
Telephone (205) 339-0711
Toll Free 1-800-435-6563 Fax (205) 339-4840

1153 State Route 46N
Jefferson, Ohio 44047
Toll Free 1-800-268-7809 Fax (905) 632-8116

14503 Wallick Road
Atchison, Kansas 66002
Telephone (913) 255-3112
Toll Free 1-800-837-1024 Fax (913) 255-3124

840 Walkers Line, P.O. Box 7
Burlington, Ontario L7R 3X9
Telephone (905) 632-9301
Toll Free 1-800-268-7809 Fax (905) 632-8116